

**Math Outreach Program**

**Closing the Achievement Gap**

Parent Meeting  
Elm Place Middle School  
Michael Lubelfeld, Ed.D.  
Ms. Carolyn Hendricks

---

---

---

---

---

---

---

---

**School Improvement Goal**

- Change instruction to increase student achievement – increase number of students who meet or exceed state standards
- Teach/expose curriculum missed in past
- Engage students in direct communication about their progress

---

---

---

---

---

---

---

---

**2004-2005 Math “Club”**

- Targeted group of 7<sup>th</sup> grade students who were defined as “at risk” in math based upon grades 5 and 6 performance – predicted to perform in academic warning/below standards on their 8<sup>th</sup> grade ISAT
- Goal – to “help them” meet or exceed ISAT math standards by the end of 8<sup>th</sup> grade

---

---

---

---

---

---

---

---

### 2004-2005 Math "Club" continued

- All students engaged in math outreach showed measurable gains in math skills and knowledge as measured by MAP (last year in partnership with Northwood)
- One student who dropped out in January agreed to take May exam – hers was the only negative performance on math test

---

---

---

---

---

---

---

---

### 2005-2006 Closing the Gap

- Selection Process: School Improvement Team (SIP team) analyzed data from grades 5 through present
- Criteria: 5<sup>th</sup> grade ISAT math, 7<sup>th</sup> grade ISAT science, Cognitive Skills Index from Terra Nova, Math Terra Nova, teacher input

---

---

---

---

---

---

---

---

### 2005-2006 Closing the Gap

- SIP: any child with "below/need improvement, low average" in two or more areas of the five data points qualified
- Letter mailed home to each family
- Parent meeting to further discuss/review
- Schedule Overview: miss one elective course for one quarter of the school year

---

---

---

---

---

---

---

---

## Instruction – Supervised Individualized Math Program

- Larson Math
- On line – internet service
- Aligned to student needs
- Pre-test, instruction, post-test
- Monitor progress
- Can do at home too!



---

---

---

---

---

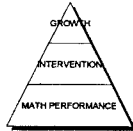
---

---

---

## MAP – NWEA - Data

- Student Progress Report – send home to all families
- Growth RIT – expectation of growth by spring
- Expectations – measurable growth by January



---

---

---

---

---

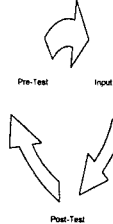
---

---

---

## Monitoring

- Pre-test
- Instructional input
- Post-test
- MAP test data – mid year assessment
- Individual review
- Exit



---

---

---

---

---

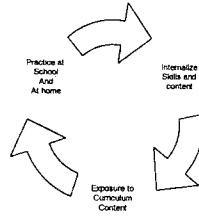
---

---

---

## Closure

- One quarter outreach
- Other students engaged during 3<sup>rd</sup> quarter
- Aim to strengthen basic skills – target to aligned curriculum and standardized test scores



---

---

---

---

---

---

---

---

---

---

---

---

---

---

---

---