

School District Financial Profile

North Shore SD 112
Elementary
34-049-1120-02

Located in : Highland Park Lake
Superintendent: Dr. David Behlow

Basis of Accounting: Accrual
Under Tax Cap: Yes

Historical Data

Financial Indicators :

Fund Balance to Revenue Ratio :

	2009	2010	2011	2012	2013	Score
	0.39	0.360	0.349	0.359	0.370	4
						Weighted Score 1.40

(Includes Educational, Operations & Maintenance, Transportation, Working Cash, and negative IMRF/FICA Funds)

Total Fund Balance divided by
Total Revenue

25,152,811
68,057,910

The Fund Balance to Revenue Ratio reflects the impact of additional revenues to the existing fund balances of the district. Fund Balances, to a district, can be viewed as savings or checking account balances to the average citizen. A ratio of .25 or greater scores 4, between .25 and .10 scores 3, between .10 and zero scores 2 and a negative fund balance to revenue ratio scores 1.

Expenditure to Revenue Ratio :

	2009	2010	2011	2012	2013	Score
	1.01	1.00	1.013	0.977	0.983	4
						Weighted Score 1.40

(Includes Educational, Operations & Maintenance, Transportation, and Working Cash Funds)

Total Expenditure divided by
Total Revenues

66,934,709
68,057,910

The Expenditure to Revenue Ratio represents how much the school district is spending for every dollar they are bringing in as revenue. Equal to or less than \$1.00 has a score of 4, between \$1.00 and \$1.10 scores 3, between \$1.10 and \$1.20 scores 2 and spending of greater than \$1.20 scores 1. One-time expenditures made by the district, including construction costs, are included in this ratio. Upon review of the remaining fund balance when deficit spending occurs, the indicator score may be adjusted.

Days Cash on Hand :

	2009	2010	2011	2012	2013	Score
	325	305	309	314	322	4
						Weighted Score 0.40

(Includes Educational, Operations & Maintenance, Transportation, and Working Cash Funds)

Cash on Hand divided by
Expenditures per Day

59,947,637
185,930

Days Cash on Hand reflects the number of days a school district would be able to pay their average bills without any additional revenues. 180 days or greater scores 4, between 90 and 180 scores 3, between 30 and 90 scores 2 and less than 30 days of cash on hand scores 1.

% of Short-Term Borrowing Max. Remaining :

	2009	2010	2011	2012	2013	Score
	100.00	100.00	100.00	100.00	100.00	4
						Weighted Score 0.40

Tax Anticipation Warrants
Short-Term Debt Max. Available

0
51,260,171

Based on Tax Anticipation Warrants, this represents how much short-term debt the district may incur.

% of Long-Term Debt Margin Remaining :

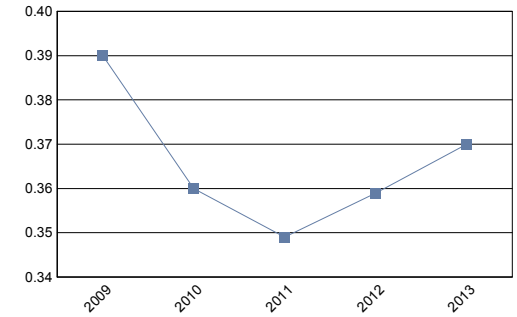
	2009	2010	2011	2012	2013	Score
	84.14	86.69	89.500	91.00	94.71	4
						Weighted Score 0.40

Long-Term Debt Amount

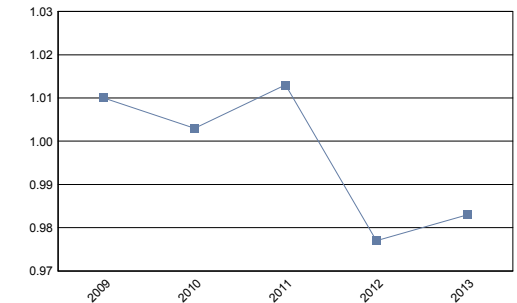
8,108,558

Represents how much long-term debt the district may incur.

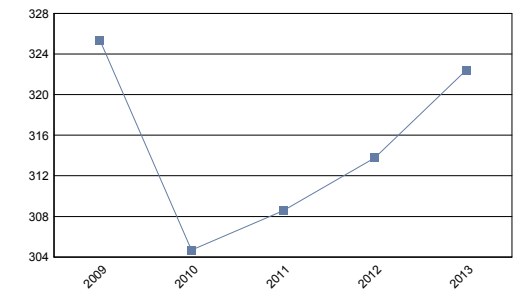
Fund Balance to Revenue Ratio



Expenditure to Revenue Ratio



Days Cash on Hand



FY 12 Profile Score 4.00

FY 13 Profile Score 4.00

Recognition

School District Financial Profile

North Shore SD 112
 Elementary
 34-049-1120-02

Located in : Highland Park Lake
 Superintendent: Dr. David Behlow

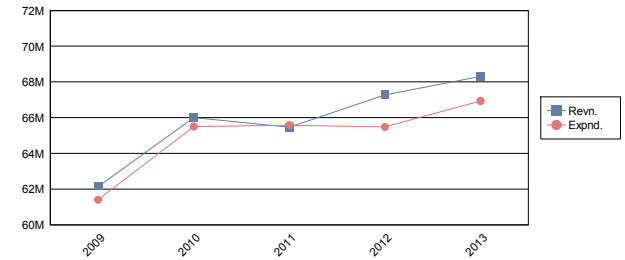
Basis of Accounting: Accrual
 Under Tax Cap: Yes

Historical Data

***Operating Funds Summary :**

	2009	2010	2011	2012	2013
Beginning Fund Balance	24,179,878	23,813,094	23,469,129	22,567,585	24,062,860
+ Revenues	62,150,897	66,004,375	65,463,512	67,272,592	68,309,848
- Expenditures	61,401,972	65,507,749	65,583,253	65,477,548	66,934,709
= Results of Operations	748,925	496,626	(119,741)	1,795,044	1,375,139
+ Other Receipts and Adjustments	(1,115,709)	(840,591)	(781,803)	(299,769)	(285,188)
Ending Fund Balance	23,813,094	23,469,129	22,567,585	24,062,860	25,152,811
Working Cash Ending Fund Balance	12,008,214	12,036,648	12,091,974	12,295,662	12,500,685

Revenues and Expenditures



* The Operating Funds include the Educational, Operations and Maintenance, Transportation and Working Cash Funds. For further analysis of the district's ability to levy and transfer monies into the operations of a district, the Working Cash Fund has been pulled separate below. Districts may transfer money from the working cash fund to any of the operating funds as a loan.

District's Comments Regarding the School District Financial Profile